



Traceability

BACK TO THE ROOTS



introduction

We have developed a system with which we can create a clear traceability from the finished leather back to the cattle.

We use for this the unique identification number from the ear tag of the respective animal which the slaughterhouse makes available to us.

A laser specially developed for our process marked distinctive every cattle hide with the unique ear tag identification number.

This marking makes possible to follow up the entire tanning process up to the finished leather.

Ear-Tag

- ▶ Every animal in the EU has a unique identification number which is the ear tag number.
- ▶ An ear tag is used for the official identification and registration of domestic and farm animals.
- ▶ In the European Union, Regulation No 2629/97 codified the ear tag.
- ▶ The ear tags must be made of flexible plastic, tamper-proof and not reusable.
- ▶ The information provided that these must be indelible and legible throughout the life of the animal.



Slaughterhouse

- ▶ After the cattle hide has been removed from the animal, the special label is applied to the hide.
- ▶ The requirement is a printer for labels in the slaughterhouse, which gives the unique identification number (ear tag) to us.
- ▶ This is not an additional expense, as previously hide numbers have been attached for identification.
- ▶ The data of the ear tag number and details of the slaughtering are transmitted with this label, for each cattle hide separately, to our warehouse.





Data transfer after the stunning box

Ear Tag number

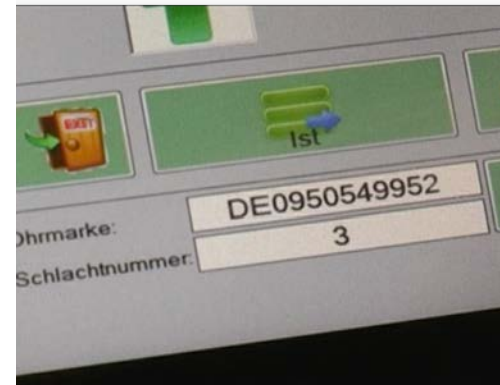


QR Code Label for cattle hide



Warehouse


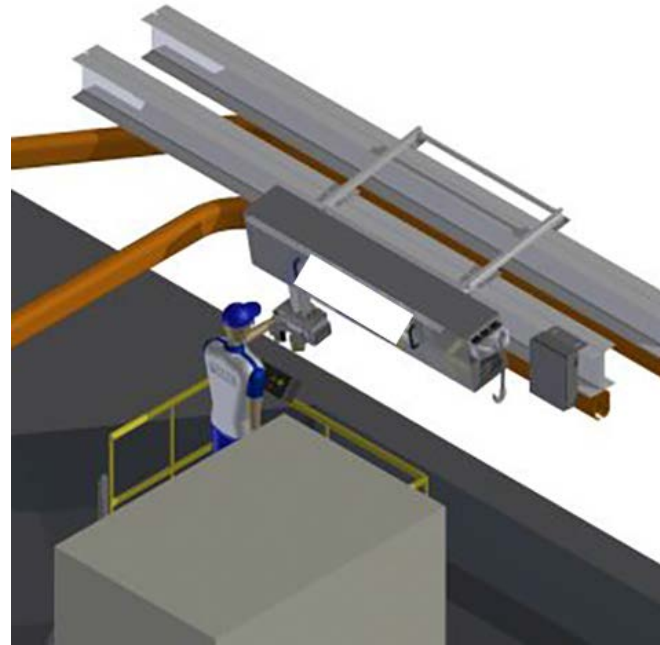
- ▶ In our warehouses, we classify the cattle hide and in addition we scan the label.
- ▶ The unique identification number of the ear tag and additional details of the label as well as the classification were stored to the cattle hide in our software.



	DE0966796857	
	DE0921790024	
	DE0921798884	
	DE0950549952	
	DE0950737238	
	DE0966797812	
	DE0922108474	
	DE0966798777	

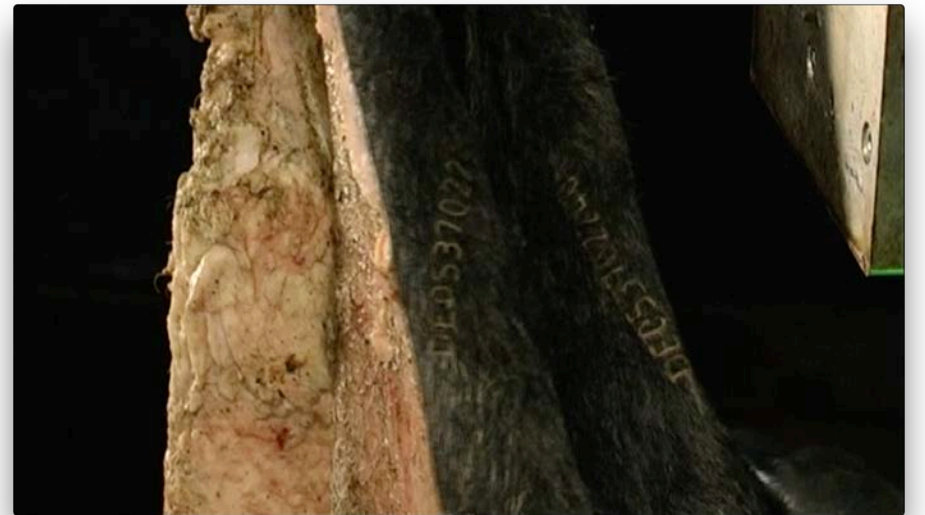

Laser System

- ▶ To ensure traceability we have planned and developed for more than a year.
- ▶ The system is connected to our tube & software system.
- ▶ A Lifting platform enables us to work ergonomically.




Laser process

- ▶ Lasering creates a mark like a brand.
- ▶ Before the cattle hide are then stored in our refrigerated warehouse, each individual hide were lasered with the respective unique identification (ear tag) number.
- ▶ It is lasered on both sides of the tail root, as some customers divide the cattle hides in half.






After liming the hide (pelt)



Semi finished leather (wetblue)



finished leather

Steps of tanning



Traceability

WATCH OUR VIDEO